

Experis® Eco canister

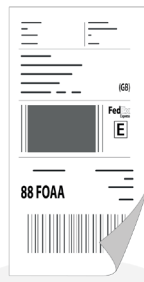
How to safely return your empty canister

Required:

Depressurisation keyway, shipping label and suitable packaging.



+



x1



x1

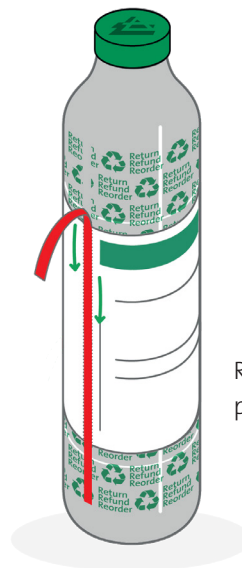
1

Step one Preparation of canister



Ensure the canister is EMPTY.

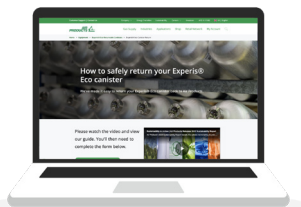
Insert the depressurisation keyway in well ventilated area



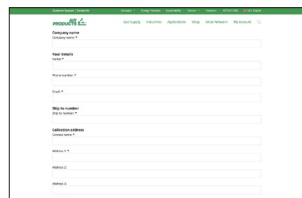
Remove all labels; pull down on red perforated strip.

2

Step two Request your free return shipping label

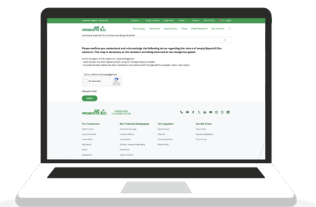


Go to:
[airproducts.co.uk/
experis-return](http://airproducts.co.uk/experis-return)



Enter pick-up information;

- Contact name, phone number and email
- Confirm number of canisters



Click 'Finalise' to confirm collection.

Note: At this point you are agreeing to FedEx's T&Cs and the non-dangerous goods transportation declaration.

3

Step three Ship your package



Print out return shipment label.



Use a suitable container to pack prepared canisters for shipment.



Ensure all previous labels and markings are removed.
Attach **FedEx** shipping label to the outside of the container.



Package will be collected by **FedEx**.



...and returned back to **Air Products** to be re-used.

Thank you for using this environmentally-friendly service.



For more information please contact us at:

Air Products PLC

T 0800 389 0202

E apukinfo@airproducts.com

airproducts.co.uk

Air Products Ireland Ltd.

T 1800 99 50 29

E ieinfo@airproducts.com

airproducts.ie



GENERATING A CLEANER FUTURE